



GEM DC Series-Single Phase Panel Meter



Installation Guide

Rev.-01

1. Introduction :

GEM-DC series meters are single phase panel meter with Measurement of Accuracy class 1.0 (FS), High glow display for distant viewing, Programmable site selectable Scaling of Current.

2. Model Selection Chart :

MODEL	DC Voltage	DC Current
GEM-DC-V	■	
GEM-DC-I		■

3. Technical Specification :

Measurements*

Current

Shunt (DCI) : 75 mV full scale

Scale (I) : 0-999A

Voltage

Voltage : 2 - 50 VDC,
6 - 150 VDC,
12 - 300 VDC,

Voltage Withstand : 2 Times Rated Voltage

Resolution : 4 digit display with auto decimal scrolling
& Polarity sign in GEM-DC-I

Accuracy : Class 1

Auxiliary Supply : 35V - 300V (AC/DC)

Temperature : -10 to 70°C

Storage : -20 to 75°C

Humidity (non-condensing) : Upto 85%RH

Mounting : Panel Mount

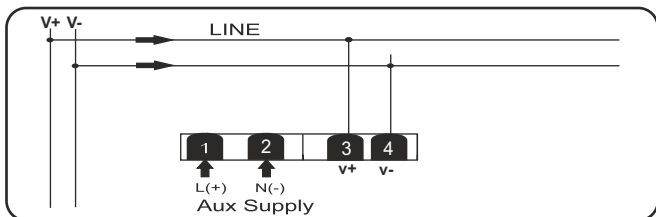
Display : 4 digit Single Row

4. Setting Range

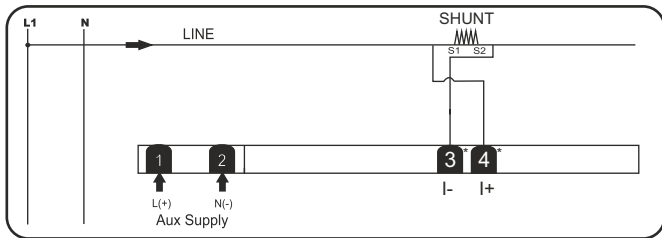
I FS Range : 1 -999A for GEM-DC-I

5. Terminal Connection :

5.1 Connection : GEM - DC-V



5.2 Connection : GEM - DC - I



6. Setting Procedure :

Enter the parameter mode by pressing \Rightarrow button for 3 sec

Display will show *I F5*

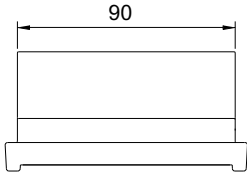
Press \Rightarrow button display will show default *I F5* value *000 I*

Value can be increased by pressing \uparrow button


Press \Rightarrow Button to exit parameter mode



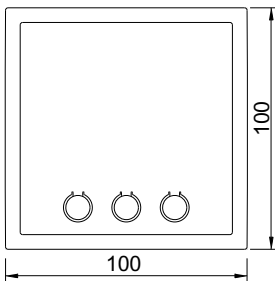
Technical Detail :



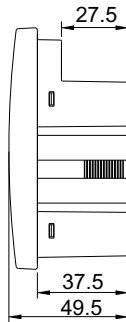
Top View



Panel Cutout



Front View



Side View

All dimensions are in mm.

MRM **PROCOM**[®] Pvt. Ltd.
Plot No. 20-21, Industrial Estate
Sector-59 (II), HUDA, Faridabad-121004, Haryana
Phone: 0129-4700400 (10 Lines), E-mail : info@mrmprocom.com
Website : www.mrmprocom.com